

In Australia organ transplant waiting lists are managed by different groups according to the organ and the state or territory where the recipient is located. To be wait-listed, patients must be referred for assessment by a transplant unit and meet certain eligibility criteria. Once listed, patients are regularly reviewed to ensure they remain eligible. The decision to make a patient 'active' or 'inactive' on the waiting list rests with the treating clinician.

	Kidney ¹	Liver ²	Heart ³	Lung ³	Pancreas ⁴	Total*
Transplant Waiting Lists – Patients Listed 2017						
Waiting list active at start of year	952 (50%)	140 (29%)	44 (24%)	77 (23%)	60 (54%)	1,273 (42%)
New listings	963 (50%)	345 (71%)	143 (76%)	252 (77%)	52 (46%)	1,755 (58%)
Total patients listed during the year (Active at start year + new listings)	1,915	485	187	329	112	3,028
Transplant Waiting Lists – Patient Outcomes 2017						
Patients Transplanted	797 (42%)	283 (58%)	93 (50%)	210 (64%)	50 (45%)	1,433 (47%)
Died on list	10 (1%)	12 (2%)	8 (4%)	9 (3%)	1 (1%)	40 (1%)
Removed from list	144 (8%)	43 (9%)	14 (7%)	10 (3%)	4 (4%)	215 (7%)
Active end year	964 (50%)	147 (30%)	72 (39%)	100 (30%)	57 (51%)	1,340 (44%)
* Patients listed on more than one organ transplant waiting list may be counted more than once, however the number of patients requiring multi-organ transplants is relatively small.						
Patients listed and transplanted by Organ Type 2017						
Patients on waiting list by organ type	1,915 (63%)	485 (16%)	187 (6%)	329 (11%)	112 (4%)	3,028
Patients transplanted by organ type	797 (56%)	283 (20%)	93 (6%)	210 (15%)	50 (3%)	1,433

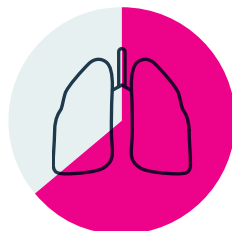
Source:

- 1 Australia and New Zealand Dialysis and Transplant Registry (ANZDATA) <http://www.anzdata.org.au/> and National Organ Matching System (NOMS)
- 2 Australia and New Zealand Liver Transplant Registry (ANZLTR) <http://www.anzltr.org/>
- 3 Australia and New Zealand Cardiothoracic Organ Transplant Registry (ANZCOTR) <http://www.anzcotr.org.au/>
- 4 Australia and New Zealand Islet and Pancreas Transplant Registry (ANZIPTR) <http://www.anziptr.org/>



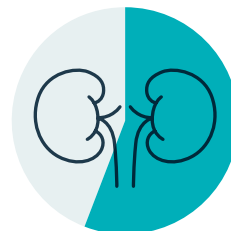
47%

of patients on an organ transplant waiting list received a transplant in 2017




64%

Almost two thirds of the patients on the lung transplant waiting list received a transplant in 2017



56%

Kidney patients made up 63% of total patients on transplant waiting lists and 56% of all transplant recipients in 2017



1%

of patients died while waiting for an organ transplant in 2017



Glossary

Waiting list active start of year

This data refers to the count of patients who were listed for the respective organ indicated at the start of a calendar year. Active refers to those patients who are listed as active and if called, when an organ becomes available, have been assessed to be prepared and able to accept an organ transplant, unless otherwise indicated at the time of the call.

New listings

This data refers to patients moving on to the active deceased donor waiting list during the calendar year of reporting, from never being on or previously taken off (removed).

Patients transplanted

This is the number of patients on the active deceased donor waiting list that received a transplant during the calendar year of reporting.

Total patients listed during the year

The cumulative number of patients listed on solid organ transplant waiting lists during the calendar year. This is not the number of patients listed on solid organ waiting lists at any given month.

Died on list

This data refers to those patients who died while on the active deceased donor waiting list. Year of death is during the reporting year.

Removed from list

This data refers to those patients taken off (removed from) the active deceased donor waiting list during the calendar year of reporting.

Active end of year

This data refers to those still on the active deceased donor waiting list at the end of the calendar year of reporting.