

OrganMatch Transplantation Portal

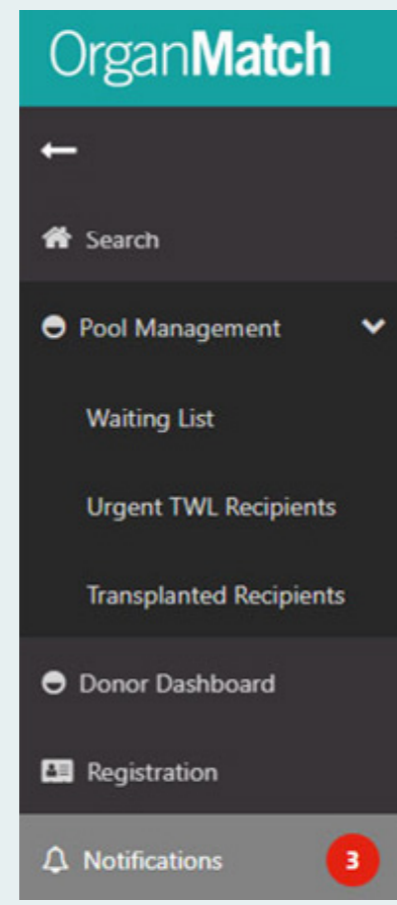
Introduction

The OrganMatch Transplantation Portal is accessed by clinicians, surgeons and Transplant coordinators in Australia and New Zealand. Access to patient data is secure and access is linked to the role within the transplant or clinical unit.

The navigation pane lists the different areas of the system. Menu items that are linked to a user's role will be visible.

OrganMatch Navigation

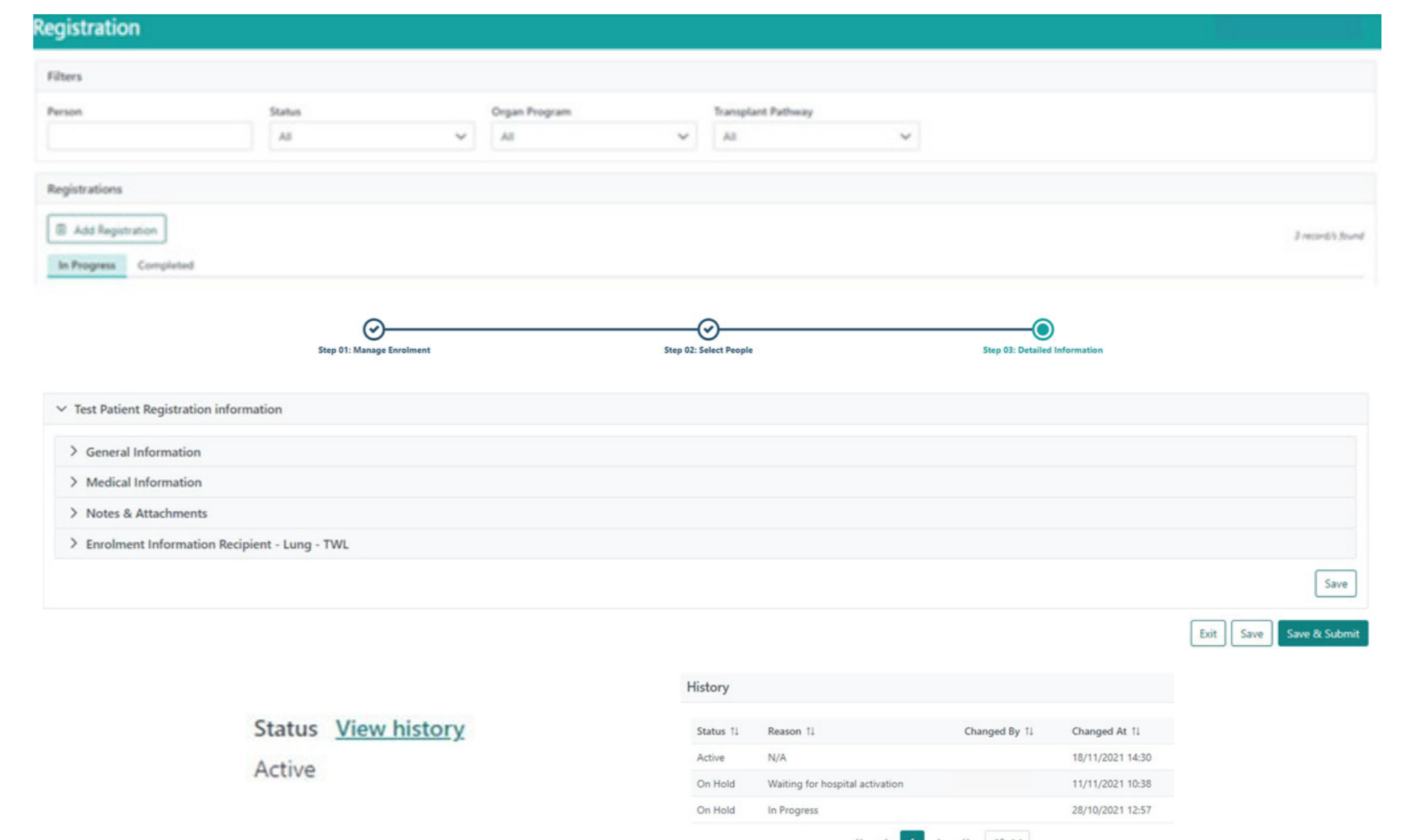
- Search** allows users to find a person who has a record in OrganMatch and is linked to the user's hospital.
- Pool Management** has the sub menus of:
 - Waiting List** - a list of recipients with a current enrolment for organ transplantation. This includes the pathway of Transplant Waiting List (TWL), Living Directed Donation (LDD) and Kidney Paired Donation (KPD).
 - Urgent TWL Recipients** - displays all the recipients associated to the user's hospital that are listed as urgent on the specified organ program.
 - Transplanted Recipients** - generates a list of transplanted recipients linked to the user's hospital.
- Donor Dashboard** displays deceased donor records that are matched against recipients from the user's hospital.
- Registration** is where patients and living donors can be registered for different organ programs and pathways in OrganMatch.
- Notifications** lists all the notifications generated in the system that are relevant to the user's access.



Registration

The Transplantation Portal has the functionality for patients and living donors to be registered and enrolled on an Organ Program. This process of registration allows users to input clinical information directly into the system and create a record that the laboratories can add their testing results to.

Once the patient is registered, a person record and program enrolment is created. They will be listed as On Hold and can be viewed on the Waiting List in the Transplantation Portal along with other patients that have a current enrolment for the user's hospital. Once testing is complete and the transplant unit deems the patient medically suitable for transplant, the patient's enrolment status can be updated to active through the Transplantation Portal. Tracking of the changes are viewable in the enrolment.

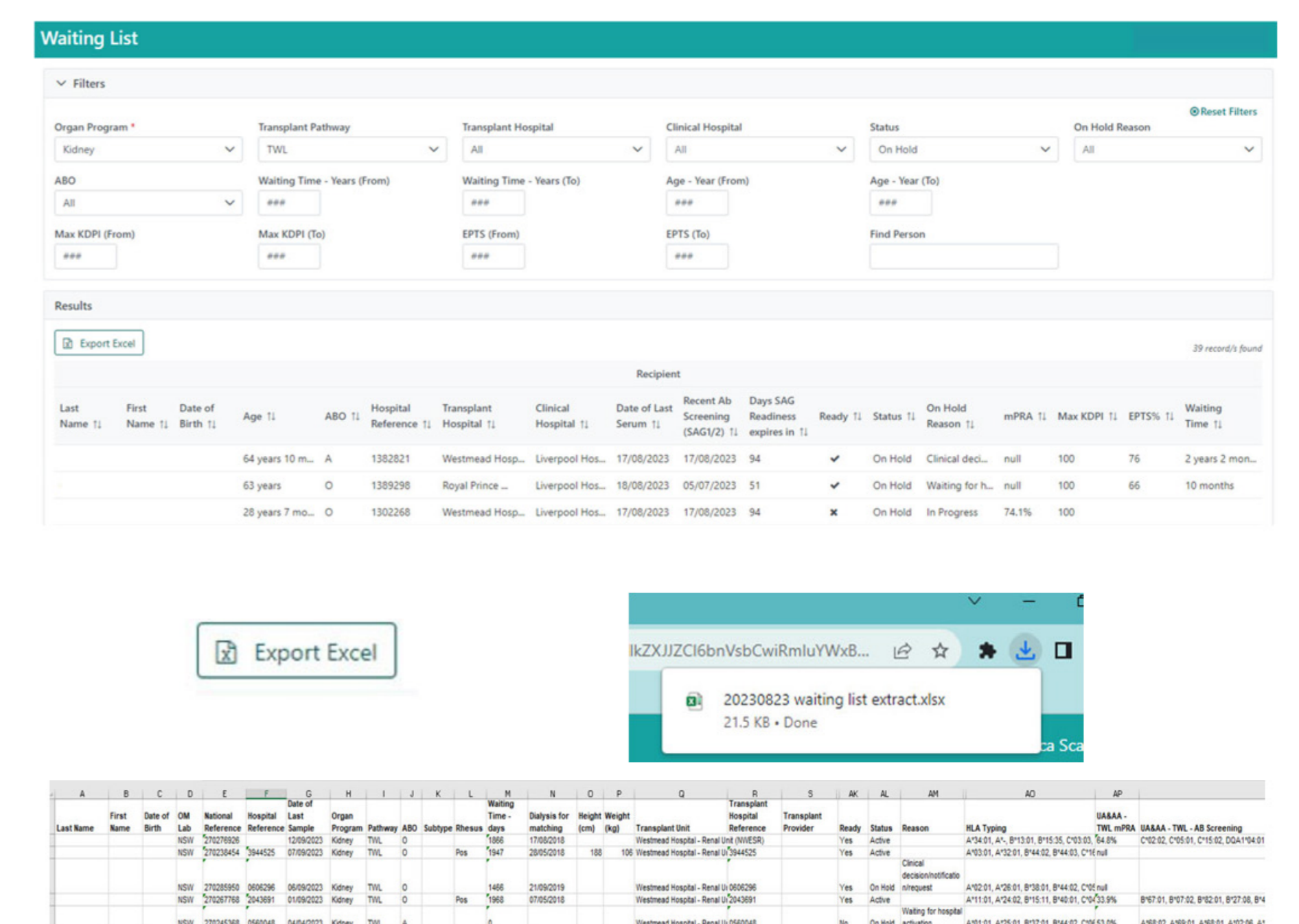


Transplant Waiting List

The Transplant Waiting List is used for patient management and gives an overall view of transplant or clinical units' patients with a current enrolment. The Transplant Waiting List is tailored for individual organ programs, displaying relevant information for the program.

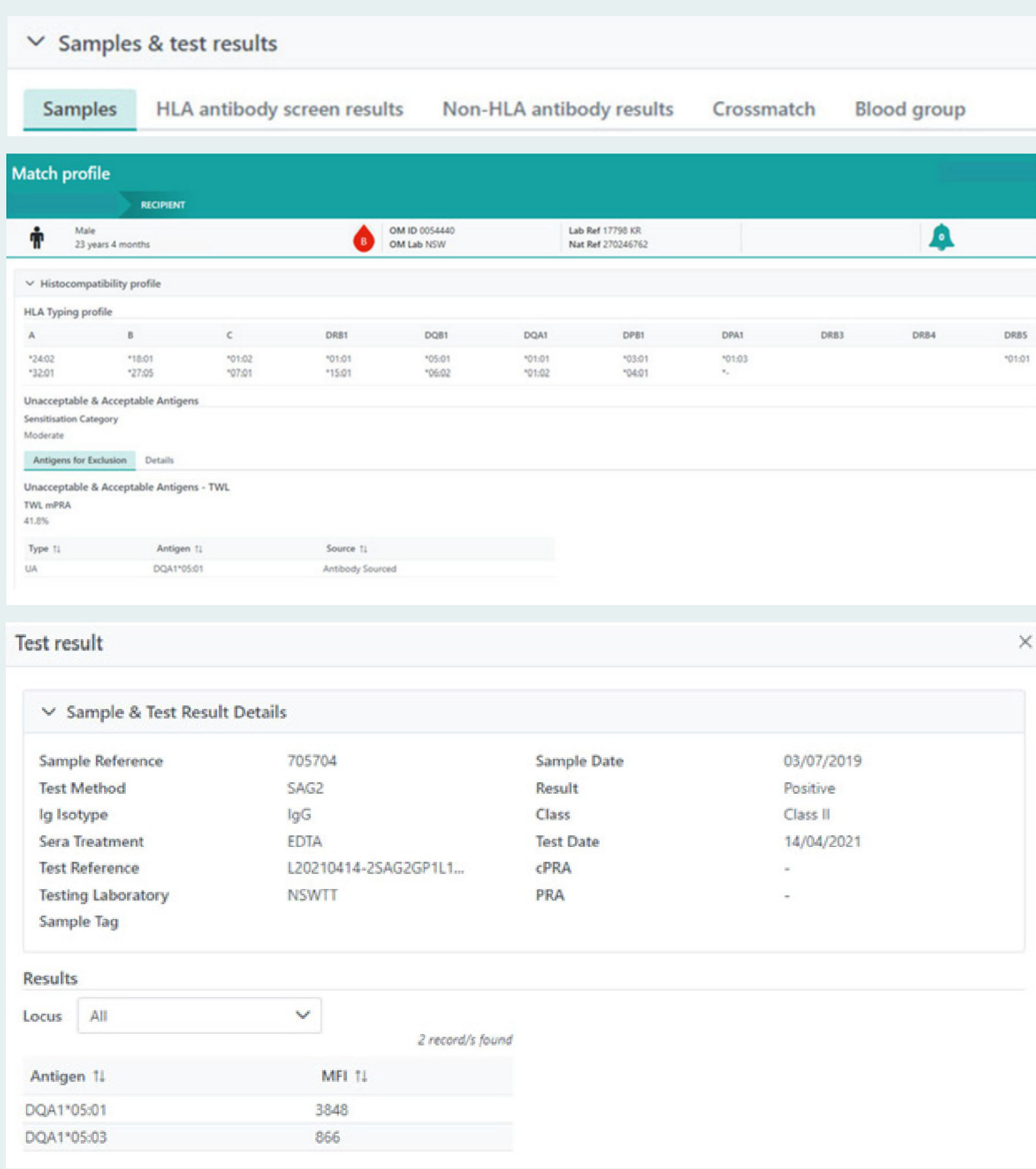
OrganMatch has the functionality for the transplant unit to export the data from the waiting list into an excel file. Extra data is captured in the excel file that doesn't appear on the screen on Pool Management. This includes HLA typing, mPRA and a list of the Unacceptable Antigens.

This file can be filtered to assist in patient management and saved on the user's local drive for future reference.



Samples and Test Results

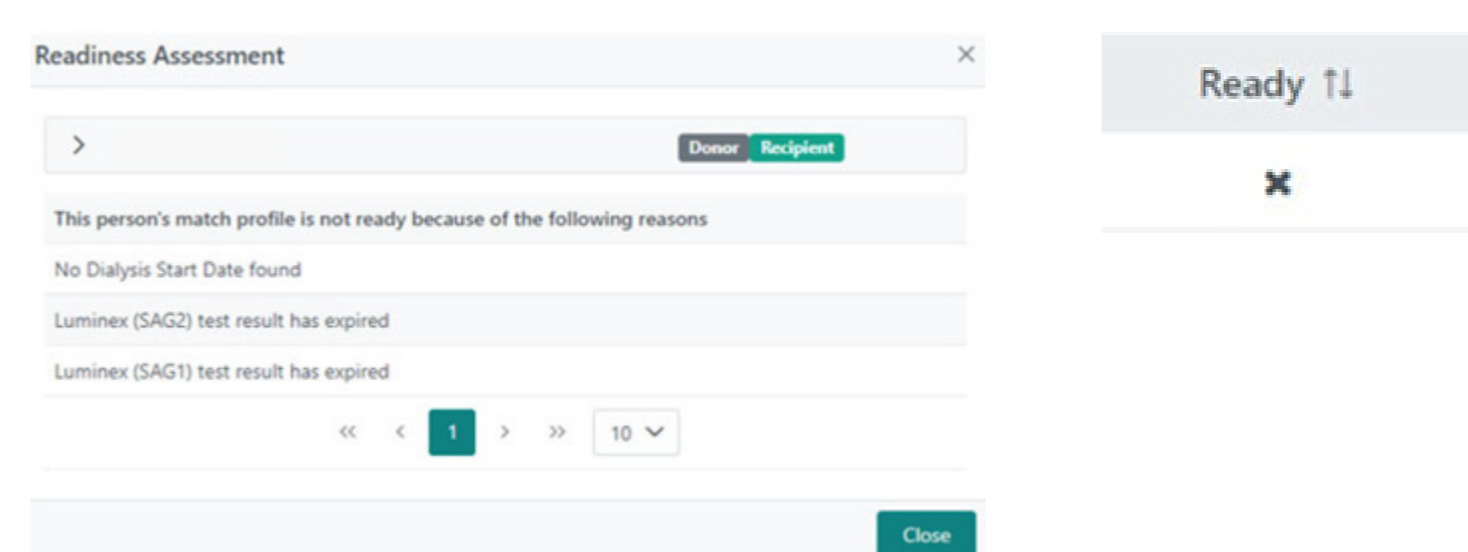
A patient test results can be viewed in the system. Results include HLA antibody results, crossmatch results and ABO blood group. The patient's Match Profile can also be viewed to see what Unacceptable Antigens they are being excluded on in matching.



Is my patient ready for matching?

Patient readiness is a system based flag, which is tailored for each organ program and defines the criteria that must be met for a patient and donor to be matched. For example, a Kidney recipient must meet the criteria to the right.

If a patient is not ready to be matched, the reason is easily viewable by clicking the x in the ready column.

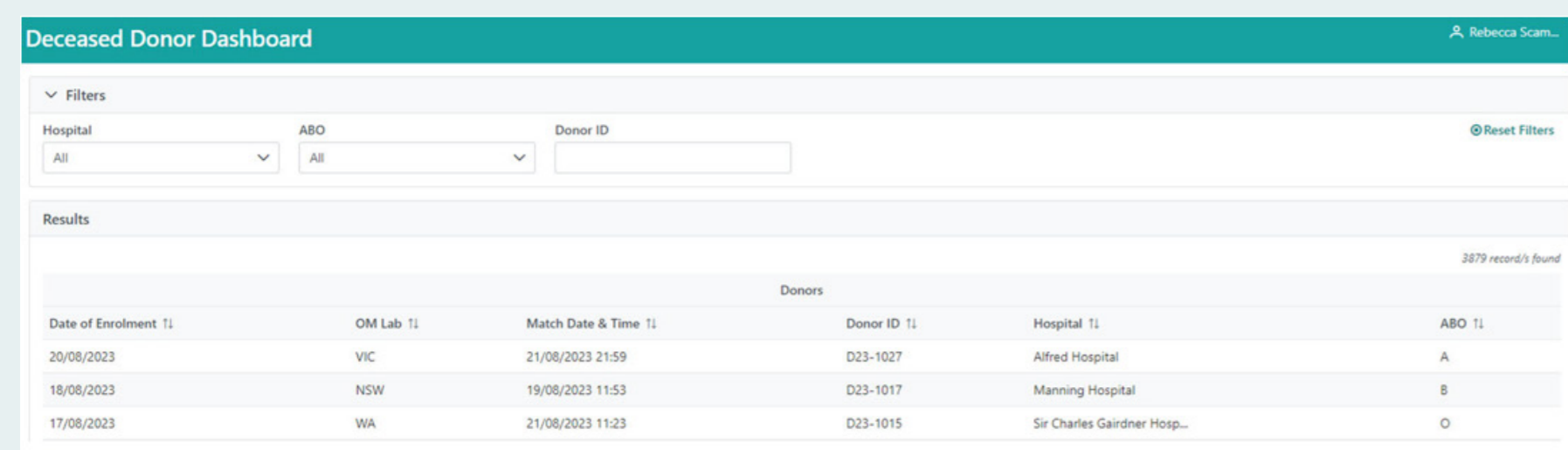


Readiness Criteria Requirements

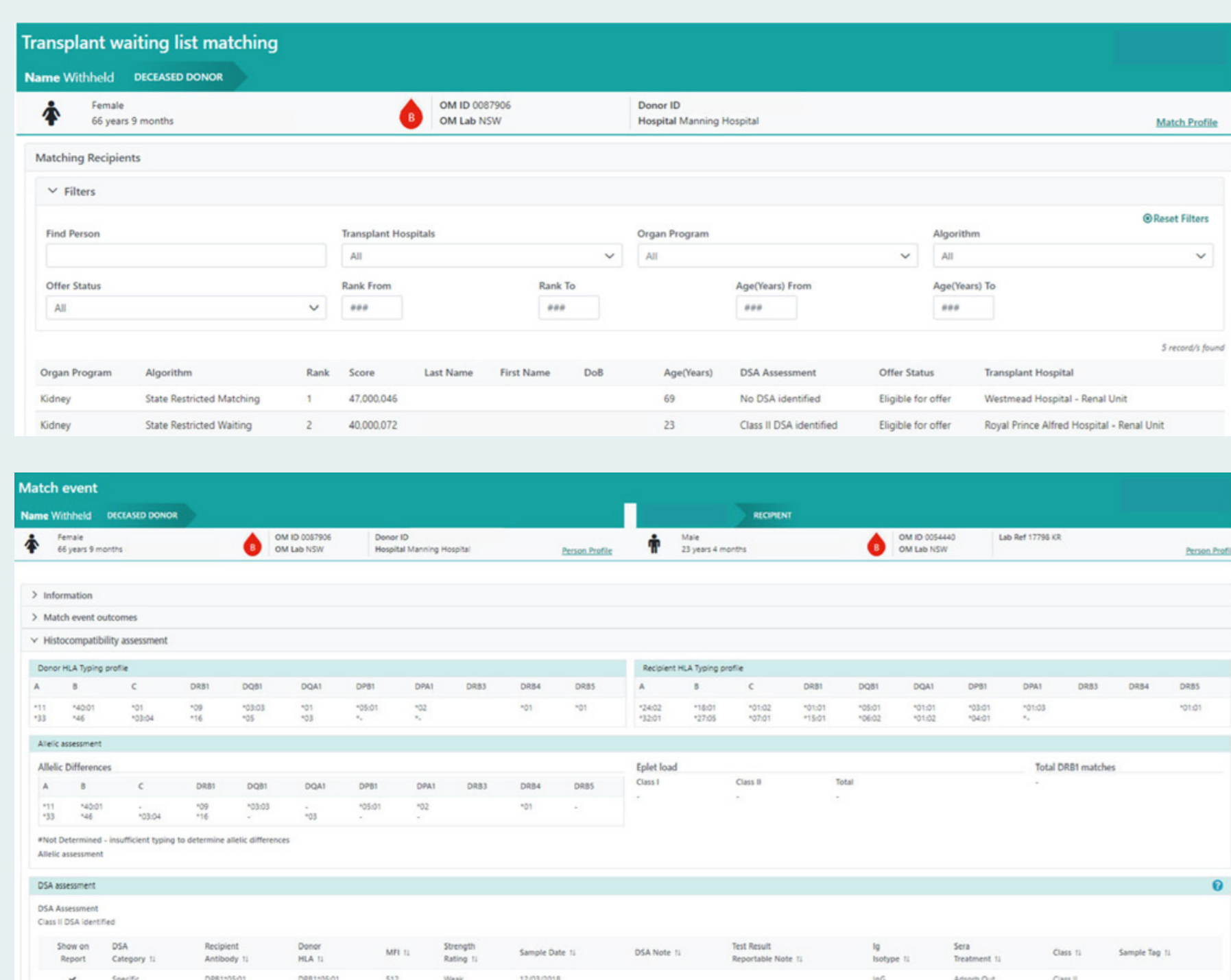
Criteria	Recipient Requirements	
HLA typing	Authorised for: HLA-A- 1 field HLA-B - 1 field HLA-C - 1 field HLA-DRB1 - 1 field HLA-DPA1 - 1 field	Authorised for: HLA-DQB1 - 1 field HLADQA1 - 1 field HLA-DPB1 - 1 field HLA-DPA1 - 1 field
Location	OM Laboratory Entered Transplant Hospital Entered	
Luminex	Luminex Antibody screen (SAG1) Tested within 120 days Luminex Antibody screen (SAG2) Tested within 120 days	
Unacceptable antigen	Authorised	
Samples	Final ABO Blood Group Confirmed	
Dialysis	Start date entered	

Donor Dashboard

The Donor Dashboard lists all deceased donors that have been matched against patient's from the user's hospital. This data is updated in real time and can be viewed at the time of an organ offer.



The DSA assessment summary is listed for each patient and further information about the antibodies can be found by clicking into the Match Event. The Match Event displays the histocompatibility information between the patient and the donor. This is the same information that is reported on the Organ Offer List.

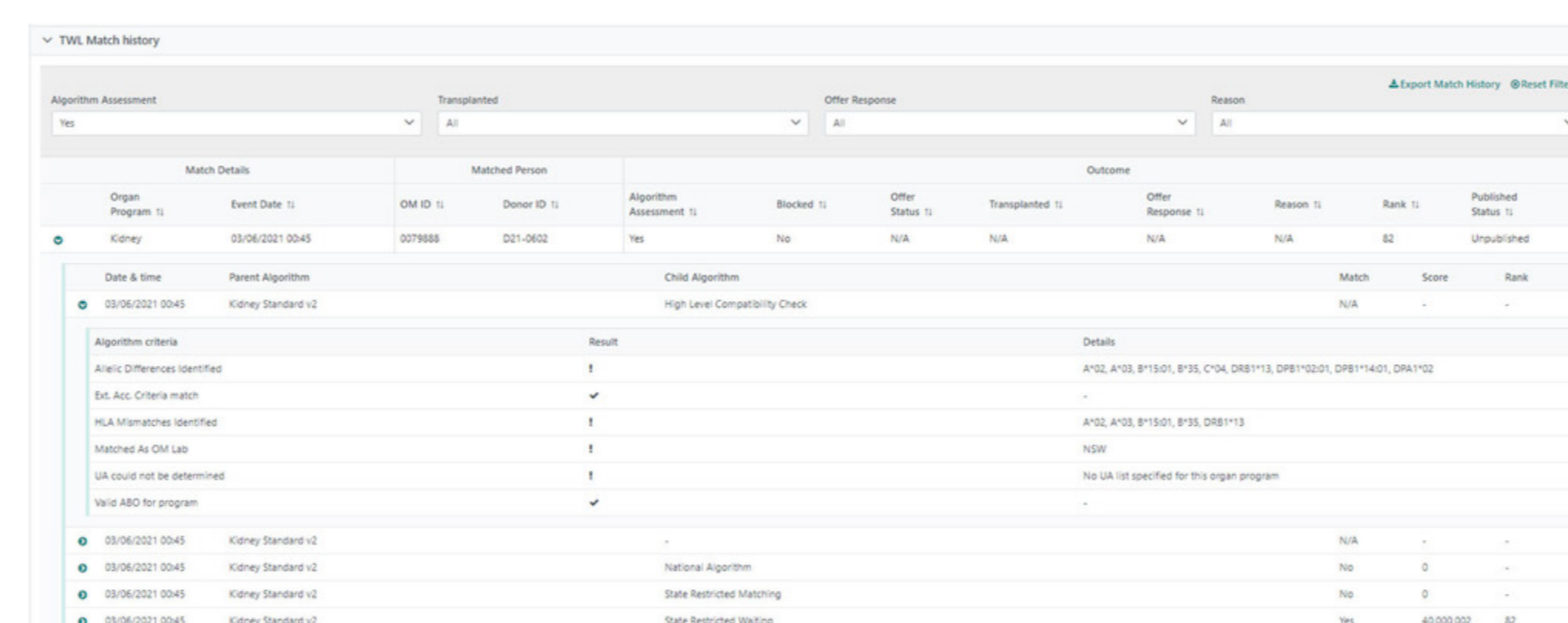


TWL Match History

The Transplant Waiting List Match History shows all the match events for an individual against potential donors that have been matched. The sort order is by Event Date (that is the date and time matching was last completed for the organ program and transplant pathway).

The default Algorithm Assessment is set to Yes, thus displaying donors that passed through to matching. The table displays the Donor ID, Offer Status and Rank (if the recipient is on the Kidney program). If the Published Status is Published, the match event can be viewed by clicking on the row.

If the Algorithm Assessment is No, the match history pane will display the donors where the patient has been excluded for matching, usually due to blood group incompatibility or unacceptable antigens. Further details of the match can be viewed by clicking the green drop-down.

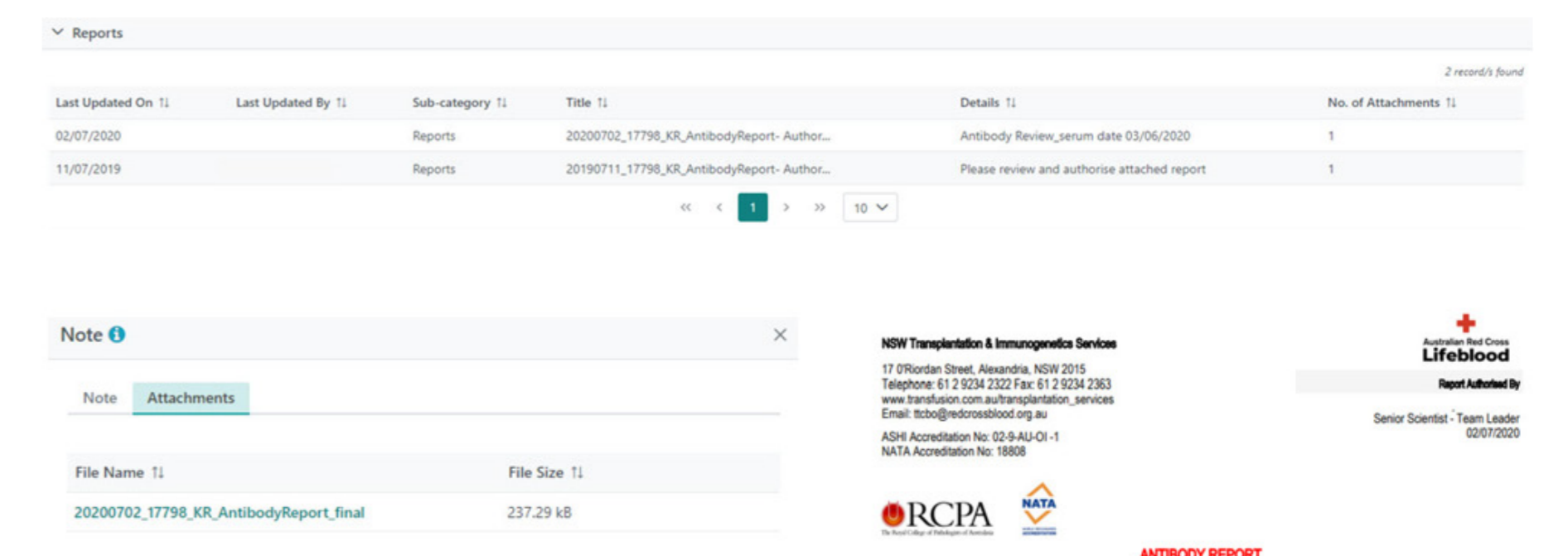


Previous Transplant History

If the patient has received a previous transplant the donor details will be listed in the Transplants tab. By clicking on the row for the donor, the system navigates to the Transplant Event. In the Transplant Event the user can view Histocompatibility details of the patient and donor including any post transplant DSA results if samples have been sent to the laboratory for testing.

Reports

The Transplantation Portal allows user's to access clinical reports for their patients and a notification is sent to the portal whenever a report is authorised. Clinical reports are always available in the patient's record for viewing or downloading.



Notes and Attachments

Notes and attachments can be added to the system to transmit information required by the laboratory like an ABO blood group report. If a note is added a notification is generated to the relevant portal. A note can also be replied to with correspondence.

